

Signify Classified - Internal
Cooper Lighting Solutions Photometric Lab
1121 Highway 74 South
Peachtree City, GA 30269



Scaled data based on original data using
LM-79-08 Approved Method: Electrical and Photometric Measurements of Solid-
State Lighting Products

Test Report Prepared for
Cooper Lighting Solutions
(formerly Eaton)

Brand: INVUE

Report Number: P868908

Luminaire Tested: **EMM2-HSN-SA1B-727-U-T2U-HSS**

Issue Date: 08/22/2024



Test Information

Test Method: LM-79-08
Report Number: P868908
Test Lab: INNOVATION CENTER(G3)
Issue Date: 08/22/2024
Manufacturer: COOPER LIGHTING SOLUTIONS (FORMERLY EATON)
Product Line: INVUE
Catalog Number: EMM2-HSN-SA1B-727-U-T2U-HSS
Description: EPIC MODERN SHORT HOUSING DISCRETE LED ARRAYS 60W 70CRI 2700K
FITXURE w/ TYPE II URBAN DISTRIBUTION OPTIC AND HOUSE SIDE SHIELD
Light Source: (10) 2700K CCT, 70 CRI LEDS
Ballast/Driver: ELECTRONIC DRIVER

Summary

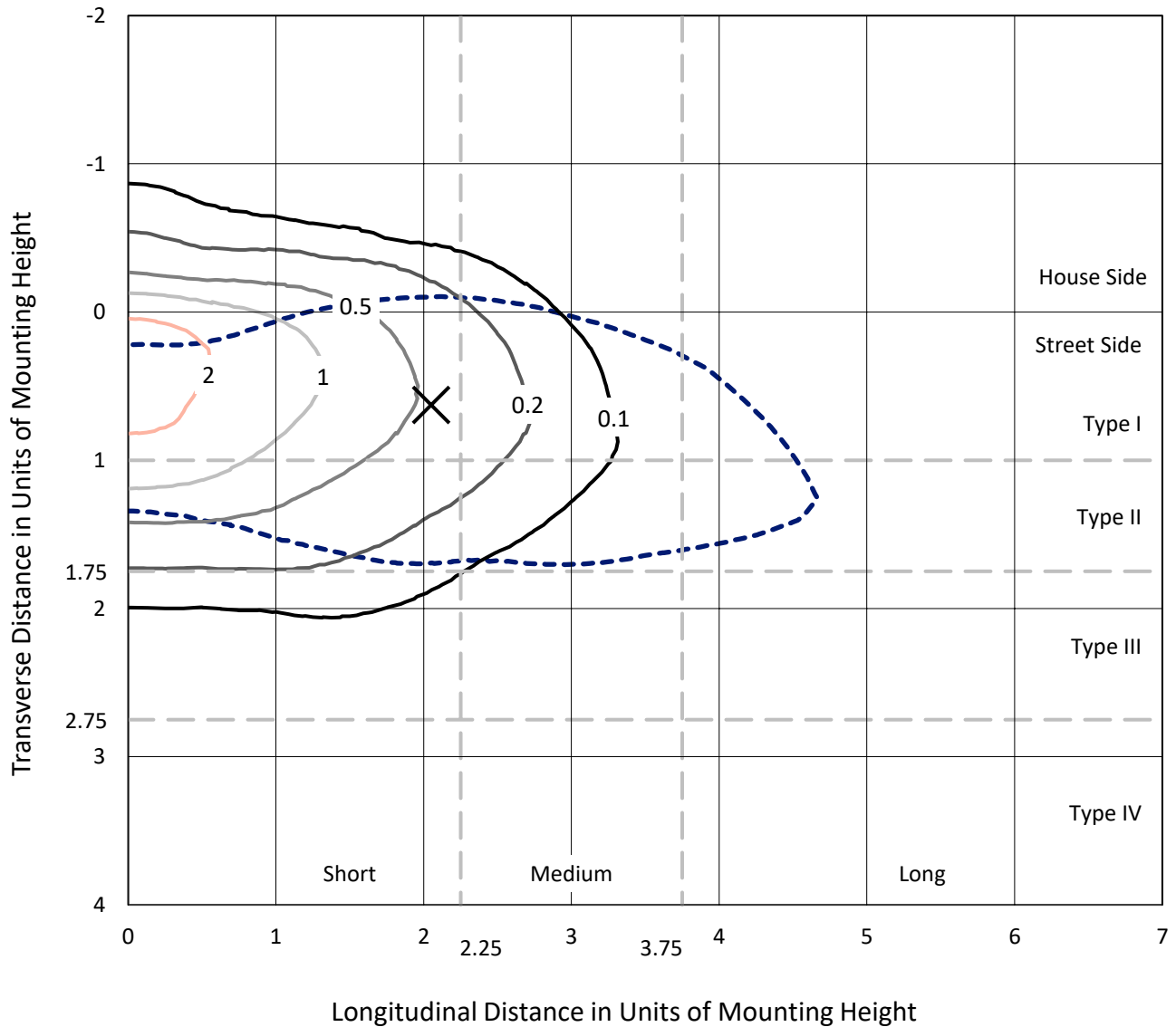
Lumens per Lamp: N/A
Luminaire Lumens: 3913.1 lumens
Efficiency: N/A
Efficacy: 88.9 lumens/watt
Luminous Opening: Rectangular (W 0.33' x L: 0.33' x H: 0')
IES Classification: Type II - Short
BUG Rating: B1 - U0 - G1

Input Watts (W): 44
Input Voltage (V): 120
Input Current (A_{in}): NR
Voltage Rise (V): NR
Power Factor: 0.99
Total Harmonic Distortion (THDi): 6.91%
Frequency (hertz): 60
Stabilization Time: NR
Operation Time: NR
Ambient Temperature (°C): NR
Test Distance: 24 FT

REPORT NUMBER: P868908
 CATALOG NUMBER: EMM2-HSN-SA1B-727-U-T2U-HSS

Iso-Footcandle Lines of Horizontal Illumination

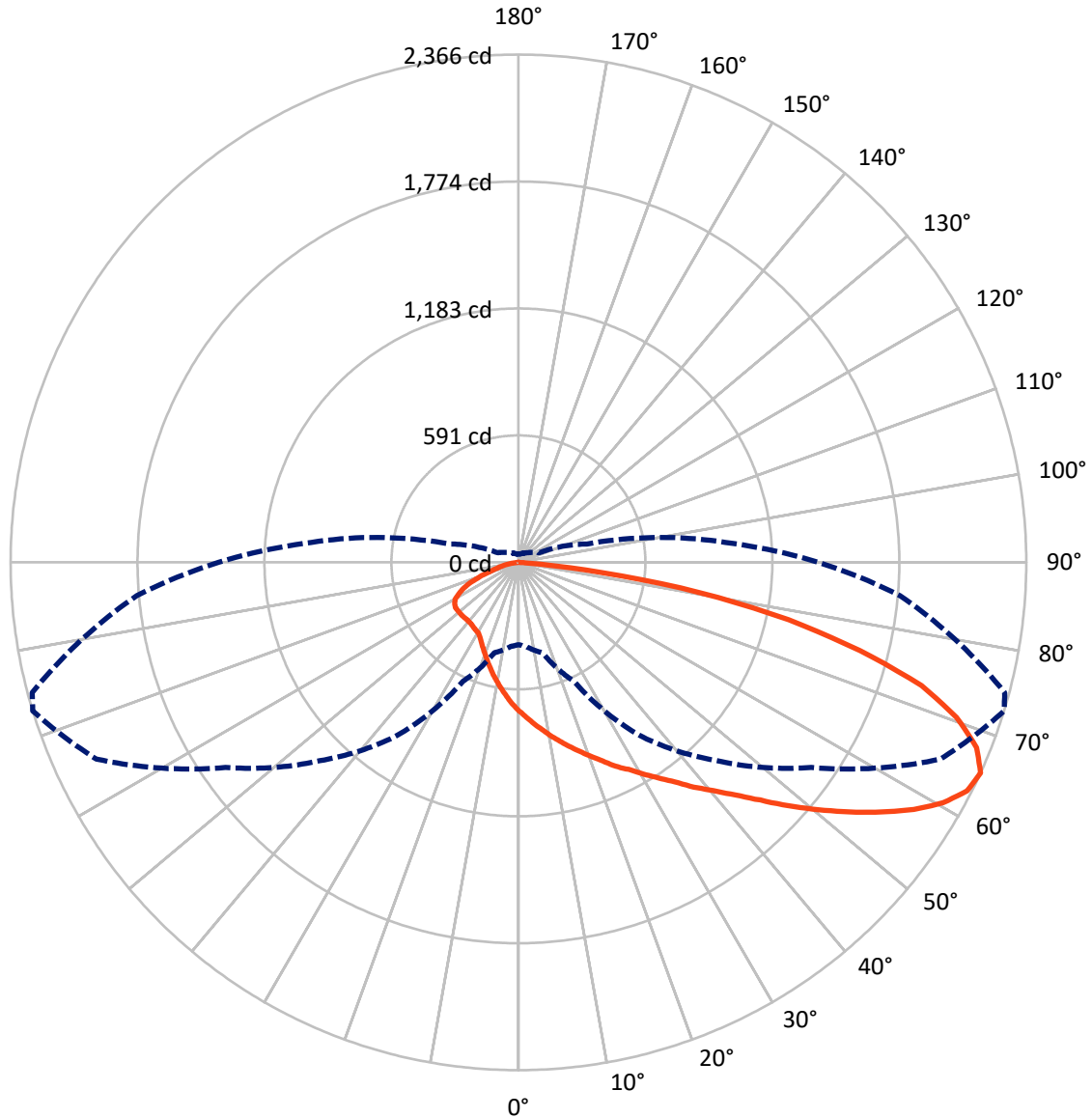
× Max cd
 - - - 1/2 Max cd



Based on 20 foot mounting height. Maximum calculated value = 2.8 fc
 Type II - Short - N/A

REPORT NUMBER: P868908
CATALOG NUMBER: EMM2-HSN-SA1B-727-U-T2U-HSS

Luminous Intensity Polar Plot



— Vertical Plane Through 73-Deg Lateral - - - Horizontal Cone Through 65-Deg Vertical



REPORT NUMBER: P868908
 CATALOG NUMBER: EMM2-HSN-SA1B-727-U-T2U-HSS

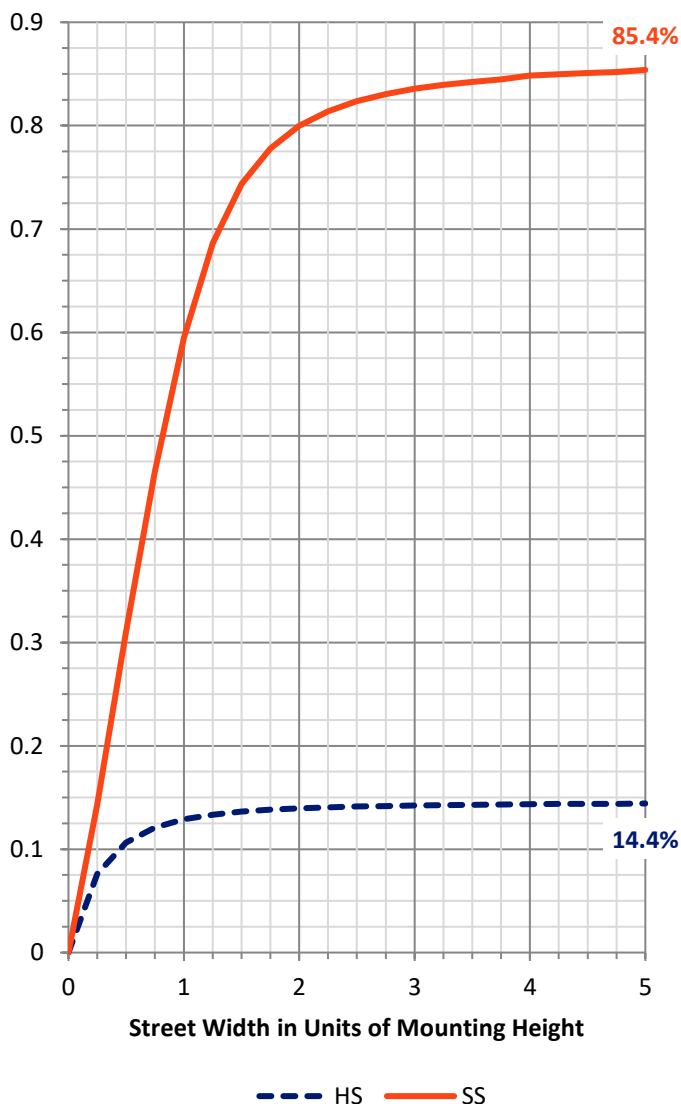
FLUX DISTRIBUTION:

		Downward	Upward	Total
House Side	Lumens	569.0	0.0	569.0
	% Fixture	14.5	0.0	14.5
Street Side	Lumens	3344.1	0.0	3344.1
	% Fixture	85.5	0.0	85.5
Total	Lumens	3913.1	0.0	3913.1
	% Fixture	100.0	0.0	100.0

ZONAL LUMENS:

Zone	Lumens	% Fixture
0°-10°	67.0	1.7
10°-20°	203.6	5.2
20°-30°	341.1	8.7
30°-40°	514.5	13.1
40°-50°	726.9	18.6
50°-60°	818.0	20.9
60°-70°	733.5	18.7
70°-80°	446.1	11.4
80°-90°	62.4	1.6
90°-100°	0.0	0.0
100°-110°	0.0	0.0
110°-120°	0.0	0.0
120°-130°	0.0	0.0
130°-140°	0.0	0.0
140°-150°	0.0	0.0
150°-160°	0.0	0.0
160°-170°	0.0	0.0
170°-180°	0.0	0.0
0°-90°	3913.1	100.0
0°-180°	3913.1	100.0

Coefficient of Utilization



REPORT NUMBER: P868908

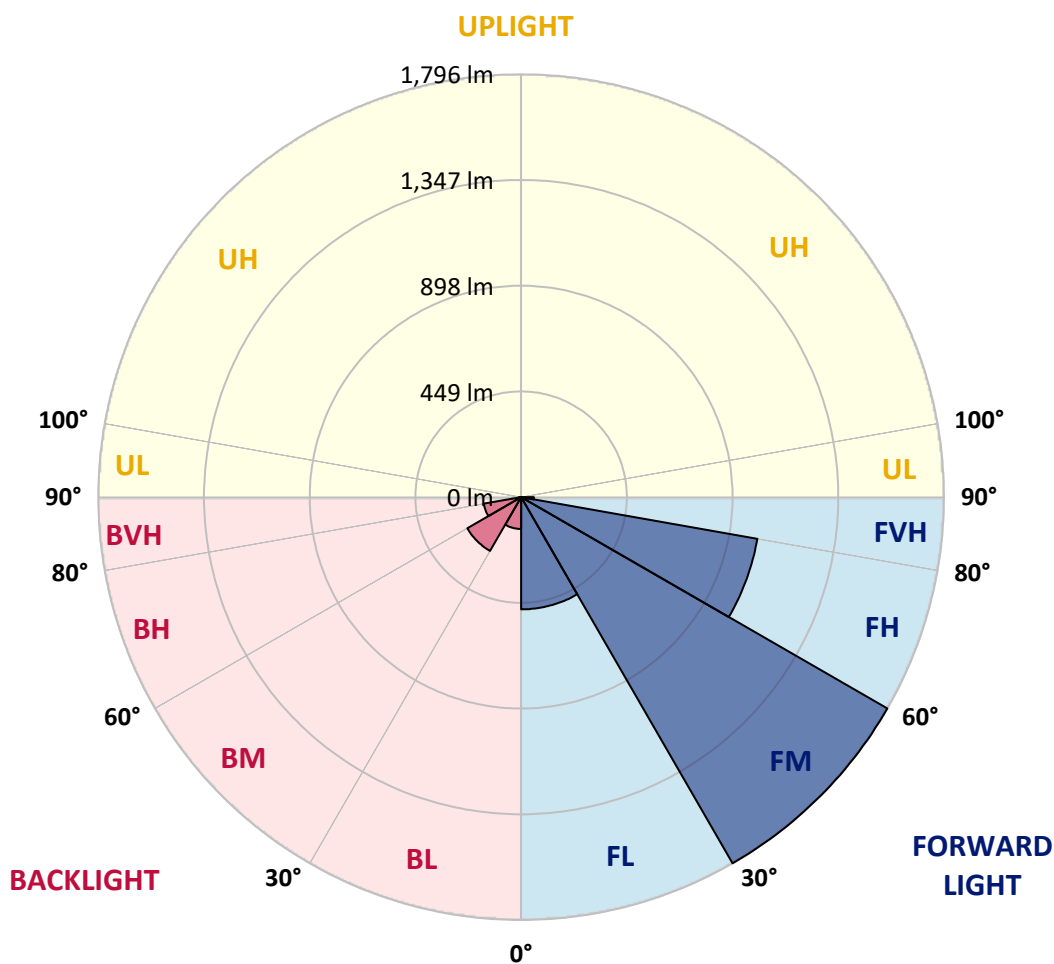
CATALOG NUMBER: EMM2-HSN-SA1B-727-U-T2U-HSS

LUMINAIRE CLASSIFICATION SYSTEM LUMEN TABLE AND BUG RATING:

Zone	Lumens	% Fixture	Zone Rating/Lumen Limit		
			B	U	G
FL (0°-30°)	476.5	12.2			
FM (30°-60°)	1795.5	45.9			
FH (60°-80°)	1018.4	26.0			G1/1800
FVH (80°-90°)	53.6	1.4			G1/100
BL (0°-30°)	135.2	3.5	B1/500		
BM (30°-60°)	263.9	6.7	B1/1000		
BH (60°-80°)	161.2	4.1	B1/500		G1/500
BVH (80°-90°)	8.8	0.2			G0/10
UL (90°-100°)	0.0	0.0		U0/0	
UH (100°-180°)	0.0	0.0		U0/0	

BUG Rating: B1-U0-G1

Type II Short





REPORT NUMBER: P868908

CATALOG NUMBER: EMM2-HSN-SA1B-727-U-T2U-HSS

CANDELA DISTRIBUTION (FULL):

	0°	5°	15°	25°	35°	45°	55°	65°	73°	75°	85°
0°	694.2	694.2	694.2	694.2	694.2	694.2	694.2	694.2	694.2	694.2	694.2
2.5°	801.3	796.7	789.8	784.0	773.6	759.8	748.3	733.3	723.0	719.5	704.6
5°	917.5	911.8	903.7	889.9	862.3	846.2	816.2	781.7	754.1	748.3	713.8
7.5°	1037.3	1035.0	1016.5	995.8	962.4	926.8	880.7	826.6	786.3	777.1	724.1
10°	1138.6	1128.2	1117.9	1098.3	1062.6	1011.9	952.1	877.2	820.8	805.9	734.5
12.5°	1199.6	1196.1	1186.9	1163.9	1129.4	1085.6	1014.2	926.8	854.2	833.5	744.9
15°	1244.5	1247.9	1238.7	1223.8	1188.1	1146.6	1077.6	978.6	889.9	865.7	756.4
17.5°	1287.1	1284.8	1283.6	1266.4	1234.1	1192.7	1122.5	1021.2	925.6	899.1	767.9
20°	1311.3	1312.4	1310.1	1303.2	1272.1	1231.8	1166.2	1071.8	964.7	934.8	782.8
22.5°	1323.9	1328.5	1333.1	1332.0	1306.7	1275.6	1207.7	1112.1	1005.0	974.0	801.3
25°	1332.0	1335.4	1345.8	1359.6	1336.6	1311.3	1253.7	1160.5	1052.2	1016.5	823.1
27.5°	1338.9	1343.5	1356.2	1376.9	1358.5	1343.5	1294.0	1201.9	1092.5	1060.3	848.5
30°	1383.8	1389.6	1389.6	1399.9	1379.2	1375.7	1338.9	1251.4	1143.2	1108.6	880.7
32.5°	1502.4	1490.9	1470.1	1459.8	1410.3	1411.4	1382.6	1300.9	1197.3	1162.8	921.0
35°	1604.8	1604.8	1579.5	1546.1	1466.7	1450.6	1433.3	1366.5	1256.0	1222.6	974.0
37.5°	1703.8	1705.0	1678.5	1649.7	1558.8	1501.2	1492.0	1429.8	1328.5	1289.4	1029.2
40°	1766.0	1772.9	1766.0	1744.1	1656.6	1589.9	1549.6	1501.2	1397.6	1367.7	1092.5
42.5°	1776.4	1790.2	1815.5	1822.4	1728.0	1669.3	1623.3	1574.9	1480.5	1447.1	1165.1
45°	1749.9	1754.5	1810.9	1819.0	1781.0	1732.6	1701.5	1661.2	1579.5	1550.7	1245.6
47.5°	1677.4	1668.2	1687.7	1757.9	1772.9	1770.6	1778.7	1759.1	1694.6	1657.8	1334.3
50°	1521.9	1525.4	1588.7	1673.9	1725.7	1784.4	1836.2	1858.1	1810.9	1774.1	1429.8
52.5°	1238.7	1254.9	1375.7	1577.2	1667.0	1775.2	1877.7	1951.4	1931.8	1896.1	1524.2
55°	1017.7	1041.9	1162.8	1421.8	1586.4	1730.3	1901.9	2049.2	2052.7	2025.0	1610.6
57.5°	796.7	816.2	944.0	1181.2	1471.3	1660.1	1905.3	2133.3	2172.4	2140.2	1686.6
60°	624.0	637.8	712.6	984.3	1329.7	1559.9	1880.0	2200.0	2273.7	2249.5	1752.2
62.5°	473.2	483.5	550.3	778.2	1155.8	1442.5	1794.8	2224.2	2345.1	2322.1	1789.0
65°	383.4	392.6	436.3	611.3	984.3	1306.7	1665.9	2168.9	2365.8	2345.1	1784.4
67.5°	313.1	316.6	352.3	476.6	832.3	1153.5	1477.0	2025.0	2302.5	2301.3	1731.5
70°	253.3	262.5	292.4	379.9	691.9	977.4	1257.2	1799.4	2165.5	2177.0	1625.6
72.5°	215.3	217.6	244.1	314.3	564.1	793.2	1040.7	1539.2	1964.0	1973.2	1459.8
75°	181.9	185.4	204.9	254.4	458.2	629.7	837.0	1243.3	1644.0	1683.1	1229.5
77.5°	156.6	157.7	171.5	209.5	325.8	473.2	613.6	932.5	1287.1	1314.7	965.9
80°	123.2	125.5	140.5	165.8	226.8	307.4	423.7	637.8	860.0	891.1	668.9
82.5°	57.6	64.5	67.9	90.9	118.6	152.0	200.3	265.9	389.1	388.0	312.0
85°	5.8	4.6	4.6	6.9	10.4	10.4	12.7	15.0	29.9	35.7	27.6
87.5°	0.0	0.0	0.0	1.2	2.3	2.3	2.3	3.5	3.5	3.5	3.5
90°	0.0	0.0	0.0	0.0	0.0	0.0	0.0	0.0	0.0	0.0	0.0



REPORT NUMBER: P868908

CATALOG NUMBER: EMM2-HSN-SA1B-727-U-T2U-HSS

CANDELA DISTRIBUTION (continued):

	90°	95°	105°	115°	125°	135°	145°	155°	165°	175°	180°
0°	694.2	694.2	694.2	694.2	694.2	694.2	694.2	694.2	694.2	694.2	694.2
2.5°	697.7	687.3	668.9	651.6	640.1	630.9	615.9	606.7	599.8	590.6	589.4
5°	695.4	676.9	640.1	609.0	579.1	553.7	527.3	511.2	493.9	485.8	492.7
7.5°	697.7	667.7	610.2	563.0	518.1	477.8	443.2	421.4	405.2	397.2	398.3
10°	698.8	659.7	584.8	519.2	461.6	414.4	375.3	345.4	325.8	321.2	315.4
12.5°	696.5	649.3	559.5	476.6	407.5	355.7	309.7	286.7	267.1	257.9	257.9
15°	698.8	641.2	533.0	437.5	359.2	299.3	260.2	234.9	223.3	215.3	216.4
17.5°	698.8	634.3	507.7	399.5	312.0	256.7	221.0	200.3	188.8	184.2	183.0
20°	706.9	628.6	483.5	363.8	270.5	218.7	190.0	173.8	164.6	160.0	157.7
22.5°	712.6	624.0	461.6	329.3	236.0	191.1	166.9	152.0	145.1	142.8	142.8
25°	723.0	622.8	442.1	295.9	208.4	170.4	148.5	137.0	131.2	128.9	128.9
27.5°	737.9	625.1	423.7	267.1	187.7	149.7	133.5	124.3	120.9	119.7	118.6
30°	759.8	635.5	412.1	245.2	168.1	137.0	122.0	116.3	114.0	112.8	112.8
32.5°	788.6	653.9	407.5	233.7	156.6	126.6	114.0	109.4	107.1	107.1	105.9
35°	824.3	674.6	404.1	223.3	148.5	119.7	108.2	103.6	102.5	102.5	102.5
37.5°	866.9	696.5	398.3	216.4	143.9	114.0	103.6	99.0	99.0	99.0	99.0
40°	914.1	728.7	397.2	211.8	140.5	110.5	99.0	94.4	94.4	94.4	94.4
42.5°	967.0	763.3	396.0	208.4	138.1	108.2	94.4	89.8	89.8	89.8	89.8
45°	1031.5	807.0	398.3	206.1	138.1	105.9	90.9	85.2	84.0	84.0	84.0
47.5°	1094.8	848.5	400.6	203.8	135.8	102.5	86.3	80.6	79.4	78.3	78.3
50°	1162.8	891.1	400.6	201.5	133.5	99.0	82.9	74.8	73.7	72.5	72.5
52.5°	1229.5	926.8	401.8	198.0	127.8	93.3	77.1	70.2	67.9	66.8	65.6
55°	1294.0	964.7	402.9	192.3	120.9	87.5	73.7	65.6	62.2	59.9	59.9
57.5°	1342.4	995.8	397.2	180.7	111.7	81.7	67.9	59.9	55.3	53.0	53.0
60°	1388.4	1015.4	386.8	163.5	102.5	76.0	63.3	54.1	49.5	47.2	47.2
62.5°	1406.8	1018.9	362.6	133.5	90.9	70.2	57.6	49.5	46.0	44.9	44.9
65°	1396.5	1003.9	330.4	105.9	80.6	63.3	53.0	46.0	41.4	38.0	38.0
67.5°	1340.0	952.1	286.7	84.0	70.2	57.6	48.4	41.4	36.8	33.4	33.4
70°	1233.0	869.2	223.3	66.8	61.0	50.7	43.7	38.0	33.4	29.9	29.9
72.5°	1075.3	754.1	162.3	56.4	53.0	44.9	39.1	34.5	29.9	27.6	27.6
75°	886.5	581.4	115.1	48.4	47.2	40.3	35.7	31.1	27.6	25.3	25.3
77.5°	665.4	405.2	89.8	42.6	41.4	36.8	32.2	28.8	25.3	24.2	23.0
80°	443.2	251.0	67.9	32.2	31.1	28.8	26.5	24.2	20.7	18.4	18.4
82.5°	198.0	105.9	34.5	18.4	16.1	13.8	11.5	8.1	8.1	6.9	6.9
85°	20.7	13.8	6.9	4.6	4.6	3.5	3.5	3.5	2.3	2.3	2.3
87.5°	3.5	3.5	2.3	2.3	2.3	1.2	1.2	1.2	1.2	1.2	1.2
90°	0.0	0.0	0.0	0.0	0.0	0.0	0.0	0.0	0.0	0.0	0.0

LM-79-2019: Approved Method: Electrical and Photometric Measurements of Solid-
State Lighting Products

Report Prepared for

Cooper Lighting Solutions

Streetworks

Report Number: SP1-2407-157-3

Test Date: 08/07/2024

Luminaire Tested: MEM2-HTN-SA-40-727-U-5WQ-2

Data in this report applies to families of products including MEM2-HTN-SA-40-727-U-5WQ-2

Test Information

Test Method: LM-79-2019
 Report Number: SP1-2407-157-3
 Test Lab: COOPER LIGHTING SOLUTIONS
 Photometer: SP1 - 76IN SPHERE
 Measurement Geometry: 4π
 Issue Date: 08/20/2024
 Manufacturer: COOPER LIGHTING SOLUTIONS
 Product Line: Streetworks
 Catalog Number: **MEM2-HTN-SA-40-727-U-5WQ-2**
 Description: Epic Modern Light Square 40W 5WQ Optic and Flare Trim

Spectral Parameters

CCT (K): 2747
 CIE u': 0.2606
 CIE v': 0.5257
 Duv: -0.0005
 CIE x: 0.4552
 CIE y: 0.4082
 CIE z: 0.1366
 Peak Wavelength (nm): 597
 Dominant Wavelength (nm): 584
 Purity: 59.16856
 Rf: 75.5
 Rg: 93.6

CRI (Ra):	71.7		
R1:	68.1	R9:	-35.3
R2:	83.9	R10:	64.2
R3:	94.7	R11:	61.7
R4:	66.3	R12:	53.9
R5:	67.4	R13:	71.2
R6:	78.7	R14:	97.6
R7:	75.0	R15:	59.3
R8:	39.4		



Test Conditions

Stabilization Time: 22M
 Operation Time: 1H 22M
 Sphere Temperature (°C): 24.2

REPORT NUMBER: SP1-2407-157-3

Measurement and Test Equipment			
Instrument	Identification Number	Calibration Date	Calibration Due Date
Photometer	IN0058	6/18/2024	12/18/2024
Power Meter	INXT2011004	2/8/2024	2/8/2025
AC Power Source	IN0063	10/24/2023	10/24/2024
DC Power Source	IN0208	10/24/2023	10/24/2024
Sphere Thermometer	IN0085	10/24/2023	10/24/2024
Room Thermometer	IN0046	10/24/2023	10/24/2024

REPORT NUMBER: SP1-2407-157-3

CIE 1931 Chromaticity Diagram



CIE 1931 Chromaticity Diagram with 2017 ANSI 7-Step and 4-Step Quadrangles



Point lies inside the ANSI 2700K 4-step quadrangle

REPORT NUMBER: SP1-2407-157-3

Photopic Flux vs. Wavelength



Photopic Lumens: NR

λ (nm)	Power W [^] /nm	Lumens (φ/nm)	λ (nm)	Power W [^] /nm	Lumens (φ/nm)	λ (nm)	Power W [^] /nm	Lumens (φ/nm)	λ (nm)	Power W [^] /nm	Lumens (φ/nm)	λ (nm)	Power W [^] /nm	Lumens (φ/nm)
360	0	NR	490	103	NR	620	846	NR	750	20	NR	880	0	NR
365	0	NR	495	130	NR	625	784	NR	755	17	NR	885	1	NR
370	0	NR	500	171	NR	630	720	NR	760	15	NR	890	0	NR
375	0	NR	505	221	NR	635	652	NR	765	13	NR	895	0	NR
380	0	NR	510	268	NR	640	587	NR	770	11	NR	900	0	NR
385	0	NR	515	313	NR	645	521	NR	775	9	NR	905	0	NR
390	0	NR	520	350	NR	650	461	NR	780	8	NR	910	0	NR
395	0	NR	525	381	NR	655	406	NR	785	7	NR	915	0	NR
400	0	NR	530	407	NR	660	353	NR	790	6	NR	920	0	NR
405	2	NR	535	435	NR	665	307	NR	795	5	NR	925	0	NR
410	4	NR	540	462	NR	670	264	NR	800	4	NR	930	0	NR
415	9	NR	545	496	NR	675	227	NR	805	4	NR	935	0	NR
420	20	NR	550	534	NR	680	196	NR	810	3	NR	940	0	NR
425	38	NR	555	582	NR	685	167	NR	815	3	NR	945	0	NR
430	69	NR	560	638	NR	690	144	NR	820	2	NR	950	0	NR
435	120	NR	565	700	NR	695	122	NR	825	2	NR	955	0	NR
440	193	NR	570	767	NR	700	103	NR	830	2	NR	960	0	NR
445	316	NR	575	836	NR	705	88	NR	835	2	NR	965	0	NR
450	469	NR	580	898	NR	710	74	NR	840	1	NR	970	0	NR
455	431	NR	585	947	NR	715	63	NR	845	1	NR	975	0	NR
460	264	NR	590	982	NR	720	54	NR	850	1	NR	980	0	NR
465	197	NR	595	997	NR	725	46	NR	855	1	NR	985	0	NR
470	155	NR	600	997	NR	730	39	NR	860	1	NR	990	0	NR
475	108	NR	605	978	NR	735	33	NR	865	1	NR	995	0	NR
480	90	NR	610	947	NR	740	28	NR	870	1	NR	1000	0	NR
485	92	NR	615	900	NR	745	24	NR	875	1	NR			

REPORT NUMBER: SP1-2407-157-3

Scotopic Flux vs. Wavelength



Scotopic Lumens: NR

S/P: 1.13

λ (nm)	Power W [^] /nm	Lumens (φ/nm)	λ (nm)	Power W [^] /nm	Lumens (φ/nm)	λ (nm)	Power W [^] /nm	Lumens (φ/nm)	λ (nm)	Power W [^] /nm	Lumens (φ/nm)	λ (nm)	Power W [^] /nm	Lumens (φ/nm)
360	0	NR	490	103	NR	620	846	NR	750	20	NR	880	0	NR
365	0	NR	495	130	NR	625	784	NR	755	17	NR	885	1	NR
370	0	NR	500	171	NR	630	720	NR	760	15	NR	890	0	NR
375	0	NR	505	221	NR	635	652	NR	765	13	NR	895	0	NR
380	0	NR	510	268	NR	640	587	NR	770	11	NR	900	0	NR
385	0	NR	515	313	NR	645	521	NR	775	9	NR	905	0	NR
390	0	NR	520	350	NR	650	461	NR	780	8	NR	910	0	NR
395	0	NR	525	381	NR	655	406	NR	785	7	NR	915	0	NR
400	0	NR	530	407	NR	660	353	NR	790	6	NR	920	0	NR
405	2	NR	535	435	NR	665	307	NR	795	5	NR	925	0	NR
410	4	NR	540	462	NR	670	264	NR	800	4	NR	930	0	NR
415	9	NR	545	496	NR	675	227	NR	805	4	NR	935	0	NR
420	20	NR	550	534	NR	680	196	NR	810	3	NR	940	0	NR
425	38	NR	555	582	NR	685	167	NR	815	3	NR	945	0	NR
430	69	NR	560	638	NR	690	144	NR	820	2	NR	950	0	NR
435	120	NR	565	700	NR	695	122	NR	825	2	NR	955	0	NR
440	193	NR	570	767	NR	700	103	NR	830	2	NR	960	0	NR
445	316	NR	575	836	NR	705	88	NR	835	2	NR	965	0	NR
450	469	NR	580	898	NR	710	74	NR	840	1	NR	970	0	NR
455	431	NR	585	947	NR	715	63	NR	845	1	NR	975	0	NR
460	264	NR	590	982	NR	720	54	NR	850	1	NR	980	0	NR
465	197	NR	595	997	NR	725	46	NR	855	1	NR	985	0	NR
470	155	NR	600	997	NR	730	39	NR	860	1	NR	990	0	NR
475	108	NR	605	978	NR	735	33	NR	865	1	NR	995	0	NR
480	90	NR	610	947	NR	740	28	NR	870	1	NR	1000	0	NR
485	92	NR	615	900	NR	745	24	NR	875	1	NR			

REPORT NUMBER: SP1-2407-157-3

Melanopic Flux vs. Wavelength



Melanopic Lumens: NR M/P: 2.04

λ (nm)	Power W [^] /nm	Lumens (φ/nm)	λ (nm)	Power W [^] /nm	Lumens (φ/nm)	λ (nm)	Power W [^] /nm	Lumens (φ/nm)	λ (nm)	Power W [^] /nm	Lumens (φ/nm)	λ (nm)	Power W [^] /nm	Lumens (φ/nm)
360	0	NR	490	103	NR	620	846	NR	750	20	NR	880	0	NR
365	0	NR	495	130	NR	625	784	NR	755	17	NR	885	1	NR
370	0	NR	500	171	NR	630	720	NR	760	15	NR	890	0	NR
375	0	NR	505	221	NR	635	652	NR	765	13	NR	895	0	NR
380	0	NR	510	268	NR	640	587	NR	770	11	NR	900	0	NR
385	0	NR	515	313	NR	645	521	NR	775	9	NR	905	0	NR
390	0	NR	520	350	NR	650	461	NR	780	8	NR	910	0	NR
395	0	NR	525	381	NR	655	406	NR	785	7	NR	915	0	NR
400	0	NR	530	407	NR	660	353	NR	790	6	NR	920	0	NR
405	2	NR	535	435	NR	665	307	NR	795	5	NR	925	0	NR
410	4	NR	540	462	NR	670	264	NR	800	4	NR	930	0	NR
415	9	NR	545	496	NR	675	227	NR	805	4	NR	935	0	NR
420	20	NR	550	534	NR	680	196	NR	810	3	NR	940	0	NR
425	38	NR	555	582	NR	685	167	NR	815	3	NR	945	0	NR
430	69	NR	560	638	NR	690	144	NR	820	2	NR	950	0	NR
435	120	NR	565	700	NR	695	122	NR	825	2	NR	955	0	NR
440	193	NR	570	767	NR	700	103	NR	830	2	NR	960	0	NR
445	316	NR	575	836	NR	705	88	NR	835	2	NR	965	0	NR
450	469	NR	580	898	NR	710	74	NR	840	1	NR	970	0	NR
455	431	NR	585	947	NR	715	63	NR	845	1	NR	975	0	NR
460	264	NR	590	982	NR	720	54	NR	850	1	NR	980	0	NR
465	197	NR	595	997	NR	725	46	NR	855	1	NR	985	0	NR
470	155	NR	600	997	NR	730	39	NR	860	1	NR	990	0	NR
475	108	NR	605	978	NR	735	33	NR	865	1	NR	995	0	NR
480	90	NR	610	947	NR	740	28	NR	870	1	NR	1000	0	NR
485	92	NR	615	900	NR	745	24	NR	875	1	NR			

Summary

$R_f = 75.5$
 $R_g = 93.6$
 $CIE R_a = 71.7$
 $R_g = -35.3$



Color Vector Graphics



Individual Sample Fidelity Index ($R_{f,i}$)

CES01 = 86	CES26 = 68	CES51 = 87	CES76 = 63
CES02 = 63	CES27 = 90	CES52 = 85	CES77 = 79
CES03 = 31	CES28 = 87	CES53 = 78	CES78 = 66
CES04 = 71	CES29 = 71	CES54 = 86	CES79 = 87
CES05 = 50	CES30 = 85	CES55 = 84	CES80 = 85
CES06 = 52	CES31 = 74	CES56 = 75	CES81 = 67
CES07 = 42	CES32 = 66	CES57 = 75	CES82 = 93
CES08 = 41	CES33 = 80	CES58 = 76	CES83 = 91
CES09 = 29	CES34 = 79	CES59 = 85	CES84 = 89
CES10 = 77	CES35 = 89	CES60 = 90	CES85 = 72
CES11 = 60	CES36 = 93	CES61 = 81	CES86 = 59
CES12 = 66	CES37 = 88	CES62 = 91	CES87 = 77
CES13 = 43	CES38 = 93	CES63 = 77	CES88 = 79
CES14 = 74	CES39 = 97	CES64 = 67	CES89 = 65
CES15 = 72	CES40 = 93	CES65 = 66	CES90 = 80
CES16 = 48	CES41 = 93	CES66 = 63	CES91 = 80
CES17 = 51	CES42 = 89	CES67 = 61	CES92 = 55
CES18 = 57	CES43 = 78	CES68 = 68	CES93 = 72
CES19 = 73	CES44 = 99	CES69 = 78	CES94 = 48
CES20 = 67	CES45 = 85	CES70 = 63	CES95 = 66
CES21 = 88	CES46 = 81	CES71 = 61	CES96 = 76
CES22 = 80	CES47 = 86	CES72 = 86	CES97 = 81
CES23 = 92	CES48 = 74	CES73 = 56	CES98 = 76
CES24 = 91	CES49 = 79	CES74 = 93	CES99 = 64
CES25 = 73	CES50 = 86	CES75 = 66	



Color Rendition by Hue-Angle Bin



Measure Comparisons



(END OF REPORT)